

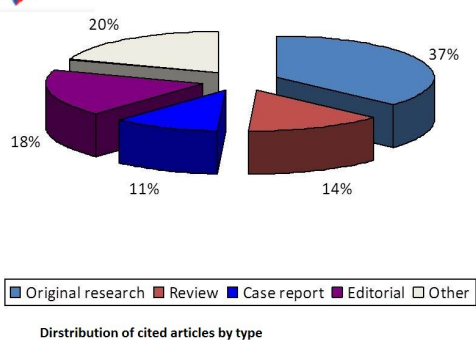


## From Editor-in-Chief: On issue, our performance in 2024, appreciating the best, new trials and guidelines, re-infection

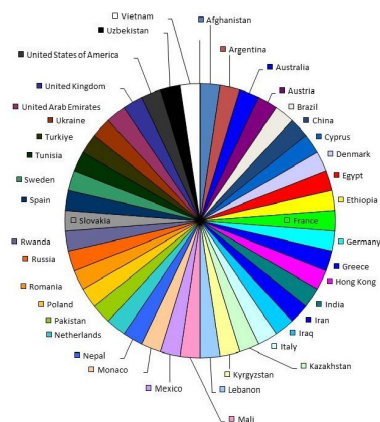
### Graphical abstract



From Editor-in-Chief: On issue, our performance in 2024, appreciating the best, new trials and guidelines, re-infection



<http://hvt-journal.com/articles/art551>



doi: 10.24969/hvt.2025.551

**Key words:** Biomedical publishing, performance, citation analysis, peer-review, surgery, vascular diseases, cardiology, interventions, imaging

(Heart Vessels Transplant 2025; 9: 1-7. doi: 10.24969/hvt.2025.551)

Dear readers

In current issue you can find excellent editorial highlighting and comparing 2 guidelines on management of pneumothorax; research articles on conflict resolution in nurses, effect of fatty diet on histophysiology of lungs and oxygen transport, immune and autonomic function changes in ischemic stroke,

new marker of angiogenesis and discussion its meaning for transplantology, tauroldine in prevention of cardiac implanted devices` infections, cardiac remodeling and global longitudinal strain in male athletes, correlation of coronary artery disease with risk factors in peripheral artery disease, computed tomography evaluation of vascular changes in hepatic alveococcosis.

**Address for Correspondence:** Gulmira Kudaiberdieva, Editor-in-Chief, Heart, Vessels and Transplantation

**E-mail:** editor@hvt-journal.com

**Citation:** Kudaiberdieva G. From Editor-in-Chief: On issue, our performance in 2025, appreciating the best, new trials and guidelines, re-infection.

Heart Vessels Transplant 2025; 9: 1-7. DOI: 10.24969/hvt.2025.551

**Received:** 09.03.2025 **Accepted:** 09.03.2025

**Copyright ©2025 Heart, Vessels and Transplantation**

You might be interested also in comprehensive review on obesity-mediated endothelial dysfunction and atherosclerosis and challenging case reports on hour-glass appearance of right ventricle in constrictive pericarditis, unusual acute myocardial infarction with papillary muscle rupture and pulmonary embolism and heparin-induced thrombocytopenia after tricuspid valve replacement for

Ebstein anomaly. Hope you find them interesting and useful.

Regarding performance of our articles and journal overall in 2024, we should acknowledge the increase in cited articles – 71, and citations 112 and Hirsch index -4 (Fig.1). As you can see from Figure 1, number of citations per year gradually increased from 9 in 2019 to 36 in 2024.

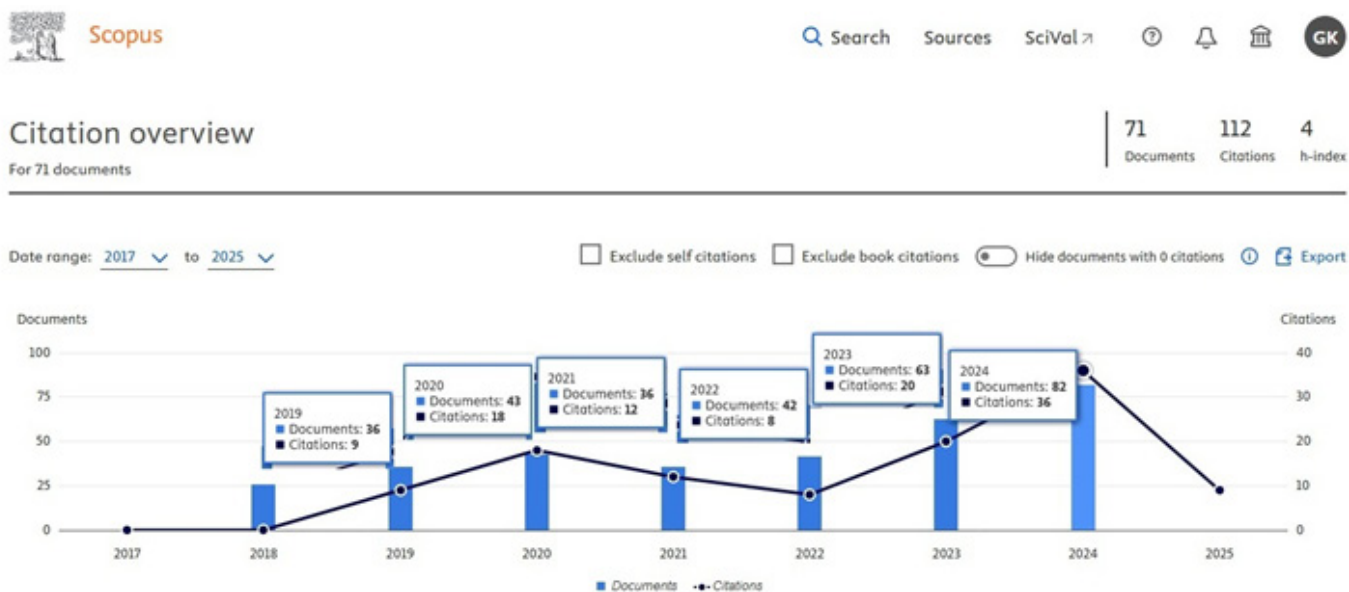


Figure 1. Dynamics of citations number from 2019 and 2025 (modified from ref 1.)

If we look at cited articles structure (Fig. 2), research articles received majority of citations- 37%, followed by editorials

18%, review articles – 14% and case reports – 11%. It is expected and good distribution, as research articles lead.

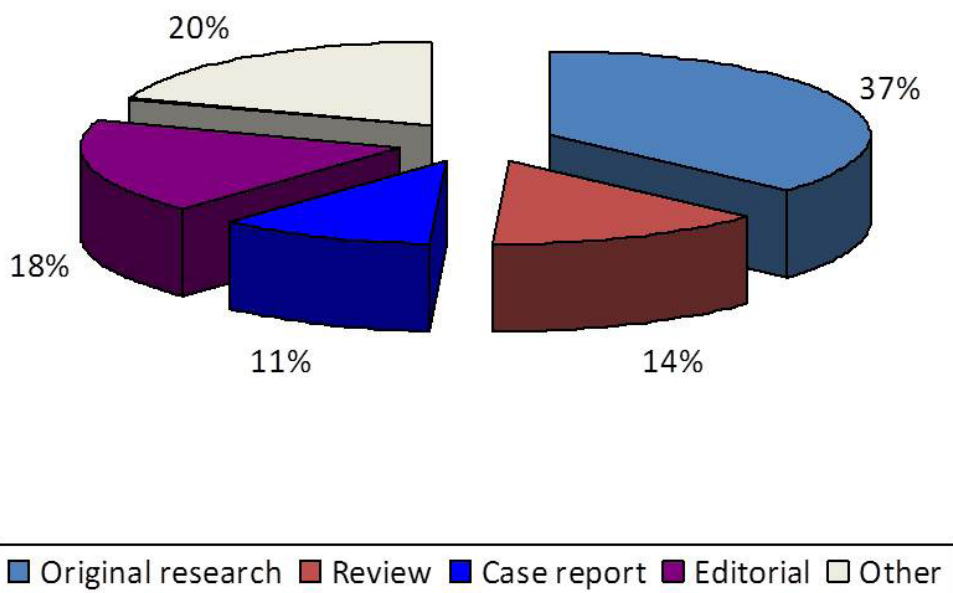


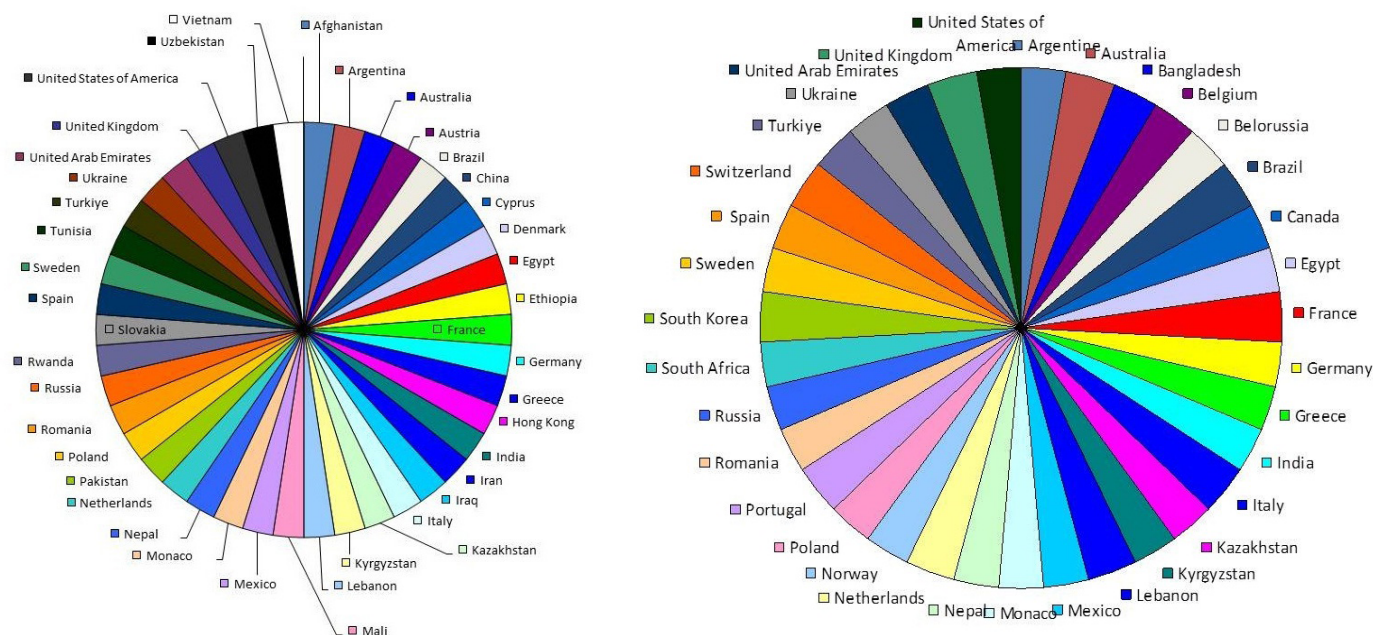
Figure 3. Proportion of cited articles by type: original research, review, case report, editorial and other

Mainstay of our success is an unbiased peer-review and contributors - members of peer-review process: authors, who submit manuscripts for evaluation and reviewers, editors, who select the best and work with authors on improvement of content. International diversity is a key to provide unbiased review.

For past year our international diversity of authors and reviewers expanded (Fig. 3), we have now 42 countries that sent us manuscripts for evaluation: Afghanistan, Argentina, Australia, Austria, Brazil, China, Cyprus, Denmark, Egypt, Ethiopia, France, Germany, Greece, Hong Kong, India, Iran, Iraq, Italy, Kazakhstan, Kyrgyzstan, Lebanon, Mali, Mexico

, Monaco, Nepal, Netherlands, Pakistan, Poland, Romania, Russia, Rwanda, Slovakia, Spain, Sweden, Tunisia, Turkiye, Ukraine, United Arab Emirates, United Kingdom, United States of America, Uzbekistan, and Vietnam.

Our valuable external reviewers experts are from 35 countries: Argentina, Australia, Bangladesh, Belgium, Belorussia, Brazil, Canada, Egypt, France, Germany, Greece, India, Italy, Kazakhstan, Kyrgyzstan, Lebanon, Mexico, Monaco, Nepal, Netherlands, Norway, Poland, Portugal, Romania, Russia, South Africa, South Korea, Sweden, Spain, Switzerland, Turkiye, Ukraine, United Arab Emirates, United Kingdom, United States of America.



**Figure 3. Countries of our authors (left panel, 42 countries) and reviewers (right panel, 35 countries) over the December 2016 – March 2025 period**

We also have enriched our board in 2024 and 2025 by new members and we have now Editors from 22 countries Australia, Austria, Brazil, France, Germany, Greece, Italy, Kazakhstan, Kyrgyzstan, Mexico, Monaco, Pakistan, Poland, Russia, Spain, Slovakia, Switzerland, Turkiye, Ukraine, United Arab Emirates, United Kingdom, United States of America.

We thank all our reviewers and editors for dedicated unbiased work. I would to welcome our new valuable Editor on pediatric cardiology, pediatric electrophysiology, exercise physiology

Maria Silvana Horenstein from USA and look forward to select and produce the quality evidence in these fields.

We would like to acknowledge authors of the most read and downloaded on our website and social media articles published in 2024 (Tables 1-3). As you can see in top 5 on website, we have research, state of art review and Editorials highlighting new guidelines recommendations. The top article is Editorial on conduction system pacing by Naren Kumar from United Kingdom.

<b>Table 1. Top articles published in 2024 and the most read on website of Heart, Vessels and Transplantation in 2024</b>		
<b>Article title</b>	<b>Authors</b>	<b>Country</b>
<b>Top 5 the most read on website of Heart, Vessels and Transplantation</b>		
1.Expert opinion on conduction system pacing implantation: A new approach to cardiac pacing.	Naren Kumar	United Kingdom
2. Chronic coronary syndromes: diagnosis, management and gaps in evidence.	Dario Mafrica et al.	Italy, France
3. Lipid management: Insights from NICE clinical guidelines.	Khalil Akhrari	Fmr. Afghanistan
4. New ESC guidelines on hypertension: key messages.	Vadim Medovshikov et al.	Kazakhstan
5. Effects of the cardiac rehabilitation program on the quality of life in patients after open-heart surgery.	Moldyr Baibolova et al.	Kazakhstan
<b>Top original research article published in 2024 and the most read</b>		
Effects of the cardiac rehabilitation program on the quality of life in patients after open-heart surgery.	Moldyr Baibolova et al.	Kazakhstan
<b>Top review article published in 2024 and the most read</b>		
Chronic coronary syndromes: diagnosis, management and gaps in evidence.	Dario Mafrica et al.	Italy, France
<b>Top case report published in 2024 and the most read</b>		
Severe, rapidly evolving infective endocarditis as a complication of elective surgery: a case report.	Roxana F. Mamani et al.,	Brazil

Top 5 Facebook posts, top original research, review and case report posts are presented in Table2 . We congratulate our authors for excellent articles.

<b>Table 2. Top Facebook posts and top posts by type of article in 2024</b>		
<b>Top 5 Facebook posts of articles published in 2024</b>		
1.A cavotricuspid isthmus-dependent flutter with an unexpected left atrial activation sequence: A case report 12 180 reached 18 900 views	Randa Tabbah et al.	Lebanon
2.Single-chamber permanent pacemaker implantation in patient with persistent left superior vena cava anomaly: a case report 7100 reached	Oleh Semeniuk et al.	Ukraine
3.A round cyst-like structure in the right atrium 5200	Yuriy Ivaniv et al.	Ukraine
4.Comment on “Left ventricular perforation by a chest tube: Case report and review of complications”. Mind the left ventricle posterolateral wall please! 4300 reached	Vitaliy Petrov	Ukraine
5.Hybrid treatment of a saccular aneurysm of the aortic arch: long term follow-up. A case report 4100 reached	Fabio Massimo Oddi et al.	Italy
<b>Top Facebook original research post</b>		
Internet of Things technologies in cardiovascular diseases diagnostics: Literature review and proposal 3400 reached	J. Srinivasan Prasath	India
<b>Top Facebook review post</b>		
Chronic coronary syndromes: diagnosis, management and gaps in evidence. 2100 reached	Dario Mafrica, et al.	Italy, France
<b>Top Facebook case report post</b>		
A cavotricuspid isthmus-dependent flutter with an unexpected left atrial activation sequence: A case report 12 180 reached	Randa Tabbah et al.	Lebanon
<b>Top Editorial post</b>		
Comment on “Left ventricular perforation by a chest tube: Case report and review of complications”. Mind the left ventricle posterolateral wall please! 4300 reached	Vitaliy Petrov	Ukraine

As you can see 4 of 5 are case reports and Editorial regarding case report published in our journal and providing new diagnostic solutions to the challenging case. Thus, our excellent case reports received recognition by large audience of physicians and also case reports are part of evidence-based knowledge.

The top Facebook post and case report post is by Randa Tabbah and colleagues from Beirut, Lebanon presenting the new technique of diagnosis and ablation of atrial flutter – 12180 reached and 18900 views.

The top tweets of 2024 are presented in Table 3.

<b>Table 3. Top Twitter tweets and top tweets by type of article in 2024</b>		
<b>Top 5 tweets in 2024</b>		
The effect of an isolated fat diet on the blood vessels of the rat’s brain (experimental randomized study) 819 impressions	Aigul Altybekova et al.	Kazakhstan, Kyrgyzstan`
Outcomes of transcatheter versus surgical aortic valve replacement in elderly patients with severe symptomatic aortic stenosis: a meta-analysis 701 impressions	Saif Almuzainy et al.	UAE
Annular constrictive pericarditis causing hour-glass contracture of the right ventricle, 687 impressions	Bhargav Patel et al.	India
Experience of treatment of newborns with gastroschisis in the conditions of the national center for maternal and child health care 654 impressions	Tatiana Akmenteva et al.	Kyrgyzstan
Massive pericardial effusion as a manifestation of cardiac angiosarcoma 618 impressions	Ihor Romaniuk et al.	Ukraine
<b>Top tweet and top research article tweet</b>		
The effect of an isolated fat diet on the blood vessels of the rat’s brain (experimental randomized study) 819 impressions	Aigul Altybekova et al.	Kazakhstan, Kyrgyzstan
<b>Top review tweet</b>		
Outcomes of transcatheter versus surgical aortic valve replacement in elderly patients with severe symptomatic aortic stenosis: a meta-analysis 701 impressions	Saif Almuzainy et al.	UAE
<b>Top case report tweet</b>		
Annular constrictive pericarditis causing hour-glass contracture of the right ventricle, 687 impressions	Bhargav Patel et al.	India
<b>Top Editorial tweet</b>		
New atrial fibrillation guidelines: a cool breeze has arrived. 420 impressions	Luis Antonio Arabia	Argentina

The leading 5 tweets include original research articles, state of art review, and two case reports. Top tweet is experimental neurovascular randomized study on effect of fat diet on brain vasculature by Aigul Altybekova et al. from Kazakhstan and Kyrgyzstan that collected 819 impressions. We have review on chronic coronary disease, and pediatric surgery and 2 case reports on cardiology, cardiac surgery and cardio-oncology. Hope we will receive more citations.

We thank all reviewers and editors for excellent results in 2024.

And outstanding reviewers and editors in 2024, who performed more than 3 excellent quality evaluations are:

**Reviewers:**

- Vitaliy Petrov from Ukraine completed 5 review assignments on cardiac surgery and transplantation

- Nelya Oryshchyn from Ukraine - 3 reviewer assignments in the field of cardiac imaging, echocardiography
- Feruza Kochkorova from Kyrgyzstan - 3 reviewer assignments on public health
- Zhenisgul Tlegenova from Kazakhstan - 3 reviewer assignments on cardiology

**Editors:**

- Nurlan Brimkulov, Kyrgyzstan – 5 Editor evaluations on pulmonology, nursing
- Kuat Abzaliev, Kazakhstan - 4 Editor evaluations on cardiac surgery
- Nirmal J. Kaur , USA- 4 Editor evaluations on cardiology, interventions
- Fabio Massimo Oddi, Italy - 4 Editor evaluations on vascular surgery

- Andrea Lorenzo, Brazil – 3 Editor evaluations on cardiology
- Salvatore Scianna, Italy - 3 Editor evaluations on cardiac surgery and structural heart interventions
- Mykhaylo Sorokivskyy, Ukraine – 3 Editor evaluations on arrhythmias EP and cardiology

I would like also to thank my Editors who participated in preparation of Editorial and quiz article in frame of CME and advancement of evidence-based practice knowledge for our readers and conducting Editorial work.

We will send certificates to outstanding authors, reviewers and Editors.

There are several interesting trials and guidelines, documents are published (2-7). As we know glucagone-like peptide 1 agonists (GLP1) have beneficial cardiovascular effects. The Tirzepatide that has dual effects on GLP1 and glucose-dependent insulinotropic polypeptide (GIP) in SURMOUNT randomized trial, including 1032 patients with obesity and pre-diabetes markedly reduced both weight and incidence of diabetes mellitus type 2 during 193 weeks of follow-up. Good and promising results for people with both risk factors for cardiovascular disease as obesity and diabetes mellitus.

Among recent guidelines and documents I recommend the following: ACC Cardiovascular imaging statement for assessment of cardiac-device infections and infectious endocarditis (3), EACVI documents on multimodality imaging with left ventricular assisted devices (LVADs) (4), EACVI document on how to prepare imaging research manuscripts (5), British guidelines on management of emergencies in LVADs (6) and 2025 ACC/AHA guidelines on management of patients with acute coronary syndrome (ACS) (7). Some of these important documents will be presented by our Editors and invited experts in forthcoming issues.

I would like shortly describe EACVI document on multimodality imaging of durable LVADs (4). Document aims to describe imaging modalities and techniques for preparation of and guiding procedure and diagnosis of complications in growing patient population with HF and awaiting transplantation, Among preoperative modalities transthoracic echocardiography (TTE) is needed to evaluate chamber quantification and valves evaluation, while both TTE and transesophageal echocardiography (TOE) are recommended for valve, thrombi and shunt evaluations. Computed tomography (CT) assists in evaluation of chest anatomy and intracardiac thrombi and cardiac magnetic resonance imaging (cMRI) - in chamber quantification, valve, ischemia, scar, anatomy, shunt, and intracardiac thrombi evaluations. Intraoperatively TOE is used for guidance of apical coring, exclusion of air bubbles, LVAD activation and speed optimization, unmask aortic regurgitation, position of inflow and outflow grafts and unmask patent foramen ovale. Postoperatively TTE is recommended to diagnose thrombosis, vegetations, tamponade, cannulas, aortic and

tricuspid regurgitations and assess aortic valve opening, right ventricular diameter and function. CT aids in diagnosis of thrombosis and infections and positron emission tomography is diagnosis of infection. To learn details how to do read the document (4). EACVI document on how to conduct research and prepare manuscript for imaging studies (5) is based on Prepare, Image, Analyze and Disseminate principle. It provides comprehensive guidance on preparation of different research design manuscripts detailing the imaging tools and approaches.

Lastly, as COVID infection trends low, there is still risk of infection and we continue learning more on long COVID, keep up with vaccinations and there is a good resource published by CDC on reinfection and Long COVID, to your knowledge (8, 9).

Gulmira Kudaiberdieva  
Editor-in-Chief  
Heart, Vessels and Transplantation

**Peer-review:** Internal

**Conflict of interest:** None to declare

**Authorship:** G.K.

**Acknowledgements and funding:** None to declare

**Statement on A.I.-assisted technologies use:** We declare that we did not use AI-assisted technologies in preparation of this manuscript

**Data and material availability:** Do not apply

## References

1. Scopus sources. Available at: URL: <https://scopus.com/sources>
2. Jastreboff AM, le Roux CV, Stefanski A, Aronne LJ, Halpern B, Wharton S, et al for the SURMOUNT 1 Investigators. Tirzepatide for obesity treatment and diabetes prevention. *N Engl J Med* 2025; 392: 958-71.
3. Dilsizian V, et al. Best practices for imaging cardiac-device related infections and endocarditis. *JACC Cardiovasc Imaging* 2022; 15: 891-911.
4. Camelli M, Aboumarie HS, Pastore MC, Caliskan K, Cikes M, Garvi M, et al. Multimodality imaging for evaluation and management of patients with long-term (durable left ventricular assisted-devices). *EJH Cardiovasc Imaging* 2024; 25: e217-40.
5. Muraru D, Pontone G, Jurcut R, Magne J, Donal E, Scankovic I, et al. How to conduct clinical research in cardiovascular imaging: a primer for clinical cardiologists and researchers – a statement of the European Association of Cardiovascular Imaging (EACVI) of the ESC. 2025; 26: 4-21.

6. Akhtar W, Rial Baston V, Berman M, Bhagra S, Chue C, Deakin CD, et al. British societies guideline on the management of emergencies in implantable left ventricular assisted device recipients in transplant centers. *Intensive Care Med* 2024; 50: 493-501.
7. Rao SV, O`Donoghue ML, Ruel M, Rab T, Tamis-Holland J, Alexander JH, et al. 2025 ACC/AHA/ACEPT/NAEMSP/SCAI guideline for management of patients with acute coronary syndromes: A report of the American College of Cardiology/ American Heart Association Joint Committee on Clinical Practice Guidelines. *Circulation* 2025; 151: e00-e00. Doi: 10.1161/CIR.000000000001309.
8. CDC. Reinfections. Available at: URL: [https:// www.cdc.gov/covid/hcp/clinical-overview/index.html](https://www.cdc.gov/covid/hcp/clinical-overview/index.html)
9. CDC. Long COVID Basics. Available at: URL: [https:// www.cdc.gov/covid/long-term-effects/index.html](https://www.cdc.gov/covid/long-term-effects/index.html)